

This article was downloaded by:

On: 22 January 2011

Access details: *Access Details: Free Access*

Publisher *Taylor & Francis*

Informa Ltd Registered in England and Wales Registered Number: 1072954 Registered office: Mortimer House, 37-41 Mortimer Street, London W1T 3JH, UK



## **The Journal of Adhesion**

Publication details, including instructions for authors and subscription information:

<http://www.informaworld.com/smpp/title~content=t713453635>

### **Anaerobic Adhesive Cure Mechanism-II**

Y. Okamoto<sup>a</sup>

<sup>a</sup> Loctite Corporation, Newington, CT, U.S.A.

**To cite this Article** Okamoto, Y.(1990) 'Anaerobic Adhesive Cure Mechanism-II', The Journal of Adhesion, 32: 4, 237 – 244

**To link to this Article:** DOI: 10.1080/00218469008030407

**URL:** <http://dx.doi.org/10.1080/00218469008030407>

**PLEASE SCROLL DOWN FOR ARTICLE**

Full terms and conditions of use: <http://www.informaworld.com/terms-and-conditions-of-access.pdf>

This article may be used for research, teaching and private study purposes. Any substantial or systematic reproduction, re-distribution, re-selling, loan or sub-licensing, systematic supply or distribution in any form to anyone is expressly forbidden.

The publisher does not give any warranty express or implied or make any representation that the contents will be complete or accurate or up to date. The accuracy of any instructions, formulae and drug doses should be independently verified with primary sources. The publisher shall not be liable for any loss, actions, claims, proceedings, demand or costs or damages whatsoever or howsoever caused arising directly or indirectly in connection with or arising out of the use of this material.

## NOTE

# Anaerobic Adhesive Cure Mechanism—II

Y. OKAMOTO

*Loctite Corporation, 705 N. Mountain Road, Newington, CT 06111 U.S.A.*

*(Received November 11, 1989; in final form June 4, 1990)*

**KEY WORDS** Anaerobic adhesive; redox polymerization; cure mechanism; acrylics; activation energy; radical inhibition.

### INTRODUCTION

Anaerobic adhesives are single-component acrylic adhesives which cure rapidly at or below room temperature when air is excluded, but they remain in an uncured stage over a long time when they are exposed to an adequate supply of air. Thus, anaerobic adhesives are widely used in retaining compounds for nuts and bolts, in sealants, and for impregnation. Recently, anaerobic adhesives have also been used in electrical and electronic applications because of their fast room temperature cure capability and their convenience.

Anaerobic adhesives were developed by Kriebel in 1959,<sup>1</sup> and more than 250 U.S. Patents were issued on anaerobic adhesive formulation since then. However, the anaerobic adhesive curing mechanism is still obscure. Very little technical literature exists. A model study of anaerobic adhesives using salts of benzoic sulfimide (BS) and 6-methyl-1,2,3,4-tetrahydroquinoline was reported.<sup>2</sup> In the above study, the rate of the polymerization was reported to be dependent on the square root of the salt concentration and the activation energy was determined to be 79 kJ/mol. Based on these results, the anaerobic adhesive using the salt mentioned above was speculated to cure by a radical polymerization mechanism. Since the anaerobic adhesives mentioned above did not contain any peroxide in their curing system, an anaerobic adhesive using amines and peroxides in the curing system was examined. In a previous report, the curing mechanism of an anaerobic adhesive was investigated using methyl methacrylate (MMA) as a model monomer and a mixture of *N,N*-dimethyl-*p*-toluidine-benzoic sulfimide-cumene hydroperoxide (DMPT-BS-CHP) as a curing system.<sup>3</sup> It was speculated that the polymerization proceeded by a redox radical polymerization

based on its low apparent activation energy, 43 kJ/mole, and also based on a study of the curing system's structure-curing rate relationship.

We have extended our anaerobic curing mechanism study to curing systems other than DMPT-BS-CHP. This report will discuss the polymerization mechanism of the acetyl phenyl hydrazine-BS-CHP (APH-BS-CHP) curing system.

## EXPERIMENTAL

Materials were purified by the manner described in the previous study.<sup>3</sup> APH was recrystallized from ethanol.

The kinetic study was conducted by polymerizing MMA in sealed tubes. Into the tubes was charged 10 ml of MMA, 0.075 g (0.5 mmol) of APH, 0.090 g (0.5 mmol) of BS, 0.28 g (1.5 mmol) of CHP and 5 ppm of  $\text{Cu}^{2+}$  (copper(II) ethyl hexanoate). The polymerization of the MMA solution described above was conducted by a procedure identical to that reported.<sup>3</sup>

## RESULTS AND DISCUSSION

The model study of the anaerobic adhesive curing mechanism was investigated using MMA and an APH-BS-CHP curing system.

One major difference between an APH-BS-CHP system and a DMPT-BS-CHP system was that the former produced a slow cure and had a long induction period. Thus, 5 ppm of  $\text{Cu}^{2+}$  was added to shorten the induction period from over 5 hr to 10–15 min.

### Activation energy determination

The effect of polymerization temperature on the polymerization rate,  $R_p$ , was examined and the apparent activation energy,  $E_a$ , was determined.

As shown in Figures 1 and 2, the polymerization proceeded more rapidly at higher temperature, and the  $E_a$  was determined to be 30.1 kJ/mol. The  $E_a$  of 30.1 kJ/mol for an APH-BS-CHP curing system was slightly lower than that of 43.5 kJ/mol for a DMPT-BS-CHP system, probably due to the presence of  $\text{Cu}^{2+}$  used as a catalyst. This low  $E_a$  indicates that this polymerization proceeded most likely by a redox radical polymerization.<sup>4</sup>

### Determination of $R_p$

A kinetic study of MMA model polymerization was investigated using an APH-BS-CHP system. First, the effect of APH was examined and the results are summarized in Table I.

The plot of  $\ln R_p$  vs  $\ln [\text{APH}]$  shown in Figure 3 gives a straight line having a slope of 0.55, thus  $R_p = [\text{APH}]^{0.55}$ .

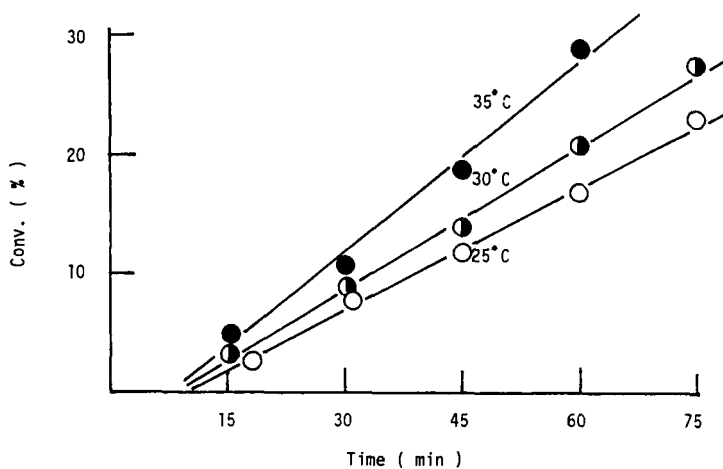


FIGURE 1 Polymerization rate at various polymerization temperature. MMA = 9.36 mol/l; APH = 0.05 mol/l; BS = 0.05 mol/l; CHP = 0.15 mol/l.

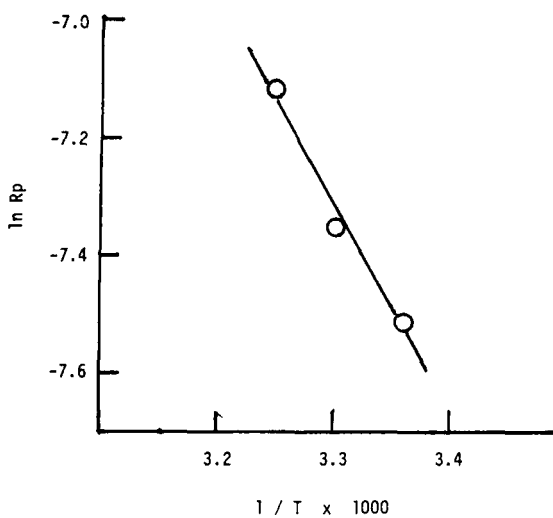


FIGURE 2 Determination of activation energy.

TABLE I  
Effect of APH on  $R_p$

[APH], mol/L	$R_p$ mol/L sec
0.050	$5.44 \times 10^{-4}$
0.038	$5.64 \times 10^{-4}$
0.025	$3.86 \times 10^{-4}$
0.013	$2.17 \times 10^{-4}$
0	0

[MMA] = 9.36, [BS] = 0.05, and [CHP] = 0.15 mol/L.

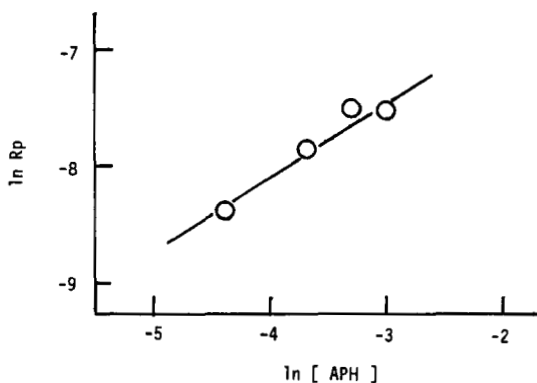


FIGURE 3 Determination of polymerization rate.

Next, the effect of BS was examined and the results were as shown in Figure 4. The polymerization took place even without BS, and the rate of polymerization seemed to be identical with and without BS, although a slightly longer induction period was observed without BS. These results indicate that the rate of polymerization seems to be independent of BS concentration,  $R_p = [\text{BS}]^0$ , and BS behaves as a catalyst to shorten the induction period slightly from 30–40 min to ~10 min.

The effect of CHP on  $R_p$  is summarized in Table II.

The  $R_p$  was extremely low when the  $[\text{CHP}]/[\text{APH}]$  molar ratio was below 0.75, but  $R_p$  increased when the  $[\text{CHP}]/[\text{APH}]$  molar ratio was increased to 1.0 as shown in Figure 5. When the  $[\text{CHP}]/[\text{APH}]$  molar ratio exceeded 1.0, the  $R_p$  became constant as shown in Figures 5 and 6. The above results suggest that some kind of interaction between CHP and APH exists, but we do not know at this moment what interaction or reaction took place.

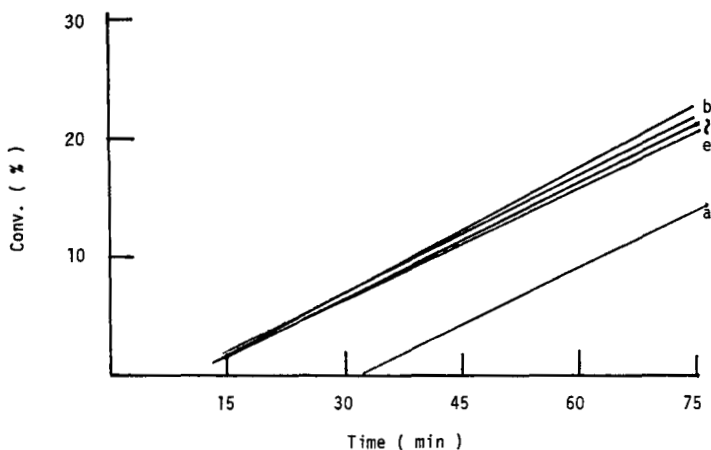


FIGURE 4 Polymerization rate at various BS concentrations. MMA = 9.36 mol/l; APH = 0.05 mol/l; CHP = 0.15 mol/l; BS a = 0, b = 0.013, c = 0.025, d = 0.038, e = 0.05 mol/l.

TABLE II  
Effect of CHP on  $R_p$

[CHP], mol/L	[CHP]/[APH]	$R_p$ , mol/L sec
0.010	2.00/1	$5.08 \times 10^{-4}$
0.068	1.25/1	$5.03 \times 10^{-4}$
0.050	1.00/1	$3.03 \times 10^{-4}$
0.047	0.94/1	$4.44 \times 10^{-4}$
0.044	0.90/1	$4.15 \times 10^{-4}$
0.041	0.81/1	$3.27 \times 10^{-4}$
0.038	0.75/1	$1.04 \times 10^{-4}$
0.025	0.50/1	$\sim 0$

[MMA] = 9.36, [APH] = 0.05, [BS] = 0.05 mol/L.

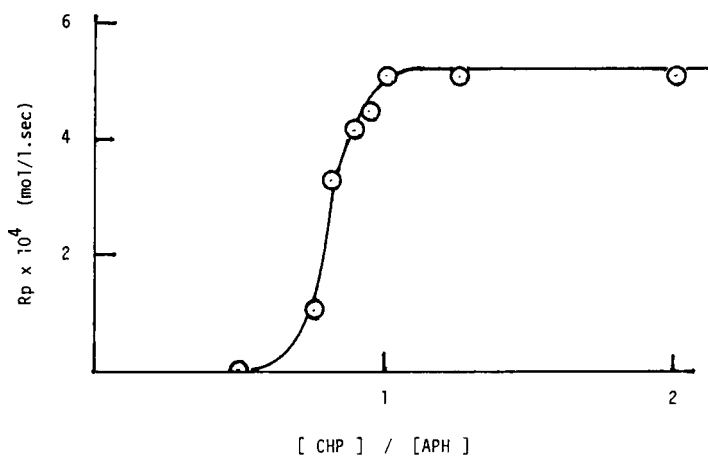


FIGURE 5 Effect of CHP/APH on polymerization rate. MMA = 9.36 mol/l; APH = 0.05 mol/l; BS = 0.05 mol/l.

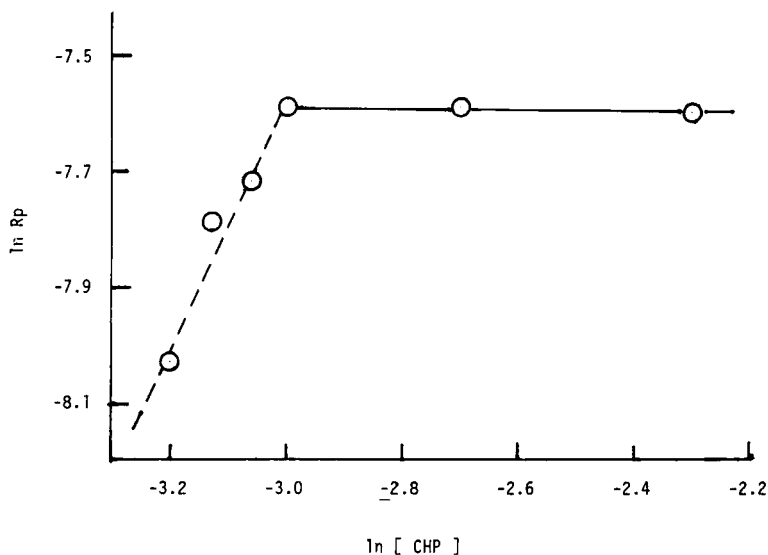


FIGURE 6 Determination of polymerization rate.

TABLE III  
Effect of MMA on  $R_p$

[MMA], mol/L	$R_p$ , mol/L sec
9.36	$4.19 \times 10^{-4}$
8.42	$3.60 \times 10^{-4}$
7.49	$3.22 \times 10^{-4}$
6.55	$3.07 \times 10^{-4}$
5.62	$1.72 \times 10^{-4}$
4.68	$1.38 \times 10^{-4}$

[APH] = 0.05, [BS] = 0.05, and  
[CHP] = 0.15 mol/L.

The effect of MMA concentration was determined using cyclohexane as a solvent and the results are summarized in Table III.

The plot of [MMA] vs  $\ln R_p$  shown in Figure 7 indicates that  $R_p = [\text{MMA}]^{1.1}$ , *i.e.* MMA monomer does not participate in the initiation step of a redox polymerization.

Thus the overall rate of MMA polymerization initiated by an APH-BS-CHP system is

$$R_p = k_1[\text{MMA}]^{1.1}[\text{APH}]^{0.55} \quad \text{when } [\text{CHP}]/[\text{APH}] > 1.0$$

and

$$R_p = k_2[\text{MMA}]^{1.1}[\text{APH}]^{0.55}[\text{CHP}]^{2.2} \quad \text{when } [\text{CHP}]/[\text{APH}] = 0.75 - 1.0$$

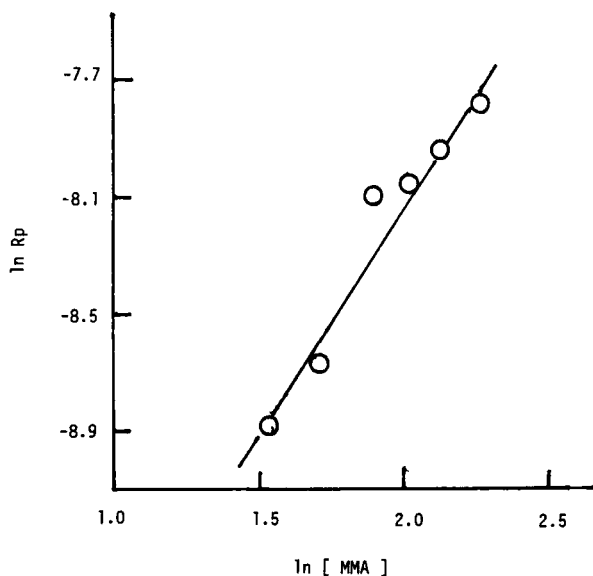
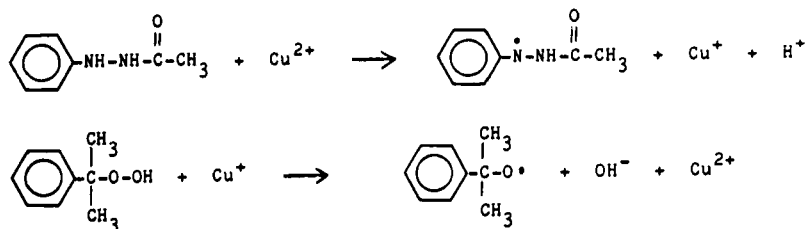


FIGURE 7 Determination of polymerization rate. APH = 0.05 mol/l; BS = 0.05 mol/l; CHP = 0.05 mol/l; MMA = 4.68 ~ 9.36 mol/l.

### POLYMERIZATION MECHANISM

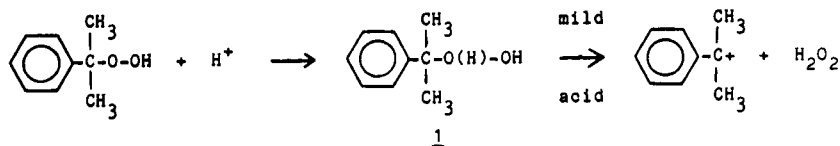
Based on these kinetic studies, this polymerization most likely proceeded by a redox radical polymerization.



The following redox initiation mechanism was postulated to generate a cumyloxy radical which initiates the MMA polymerization.

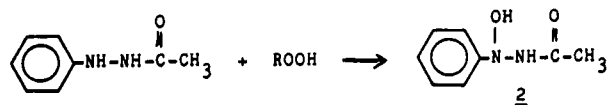
APH and CHP behave as a reducing and an oxidizing agent, respectively, and copper acts as a catalyst.

BS was found to behave as a catalyst to shorten the induction period. One possible explanation is that BS behaves as a mild acid catalyst in the following reaction:



An acid may attack the oxygen of CHP to form the intermediate, **1**. The intermediate, **1**, may form cumyl cation and hydrogen peroxide. This reaction is an equilibrium reaction and the equilibrium can often be forced toward the formation of hydrogen peroxide under mildly acidic conditions.<sup>5</sup>

As mentioned earlier, the APH-BS-CHP system shows a long induction period. This long induction could be due to formation of compound **2** by the following reaction.



Since the compound **2**, which has a hydroxyamine structure, could behave as a good radical inhibitor, the APH-BS-CHP system showed a long induction period during the MMA polymerization.<sup>6</sup>

### CONCLUSIONS

Anaerobic adhesives appeared to cure by a redox radical polymerization mechanism. The APH-BS-CHP initiation system was found to be much slower



than a DMPT-BS-CHP initiation system, and the slow initiation of the APH-BS-CHP system could be accelerated by copper metal catalyst. The activation energy of this APH-BS-CHP system with copper metal catalyst was 30.1 kJ/mol which is slightly lower than that of the DMPT-BS-CHP system. It is speculated that the presence of an induction period during the MMA polymerization using the APH-BS-CHP system is due to APH or an APH reaction product(s) which behaves as a radical inhibitor.

### References

1. V. Krieble, U.S. Patent 2,895,950 (1959).
2. T. Okamoto and H. Matsuda, *Nippon Secchaku Kyokaishi* **20**, 468 (1984).
3. Y. Okamoto, *J. Adhesion*, this issue.
4. R. W. Lenz, *Organic Chemistry of Synthetic High Polymers* (Interscience Publishers, New York, 1968), pp 273-276.
5. R. Hiatt, *Organic Peroxides, II*, D. Swern, Ed. (Wiley-Interscience, New York, 1971), pp 65-70.
6. R. G. Leonard, private communication.

### Acknowledgment

The author would like to thank Loctite Corporation for permission to publish this paper, Ms. K. Burns for carrying out the experiments, and Dr. R. Rich for technical suggestions.